


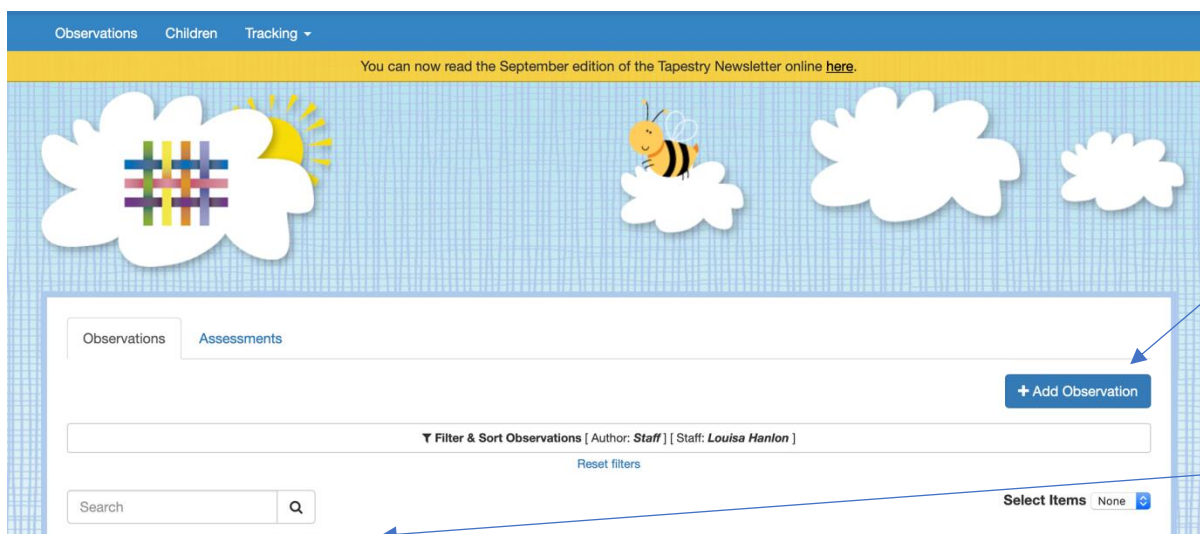


# Tapestry Parent Guide



To access Tapestry from home, visit:  
<https://tapestryjournal.com>

On the **Login Page** enter your username and password.



Click to **Add an observation.**

Click on the **title** of any observations by staff to read them in detail.

Once you have clicked to **add an observation**, complete the relevant sections.

- Select your child
- Ensure to enter a title for your observation
- Add observation notes – outline what was observed.
- Add photos or video (max 1min)

Finally, make sure to click **SAVE**.

## Add Observation

**Observation**

Children

Title \*

Notes

---


Media

Drag and drop files here or use the  button below

**Observations by teachers and support staff**



## Tapestry Parent Guide



At Headington Quarry Foundation Stage School, Tapestry is one of the ways in which we track your child's progress. We observe and record key moments in your child's learning and development.

### What do we do?

1. We observe your child engaged in learning inside or in the garden. This could be during group time or during their play.
2. We note down the key points observed. We might also record a short video or take a picture to capture the moment.
3. Sometimes, we will "quote" your child in our observations.
4. We will 'flag' the relevant area of learning from the EYFS, as well as the Characteristics of Effective Learning, if relevant.
5. We may also provide your child with a next step (where appropriate). This helps staff to know what they are going to work on next with your child. Plus, you can join in with it home with it too.

### Parent observations

Something we really like about Tapestry is that parents and carers can engage with the system at home. You can read an observation that has been written by a member of staff, and even reply or comment on the observation. We would love to hear if you have seen your child do something similar at home or if they have taken their learning further. You can help us to gain a rounded picture of your child by sharing with us information about what they are learning outside of school.

By sharing your home moments with us, we can also celebrate these achievements and provide opportunities in nursery to extend your child's learning.

If you would like to add observations for your child:

1. Add a title to the observation that sums up the moment. (This could be something like 'Riding a bike' or 'Measuring ingredients to make a cake.')
2. Write a simple observation but try to capture what your child said – in their own words.
3. Try to state why this a special moment.

Example:

*James learned to ride his bike at the weekend, without stabilisers. He persevered when he fell off and continued until he had mastered it. He told dad – "It was really hard and a bit scary but I went really fast to keep going".*