





TAPESTRY

ONLINE LEARNING JOURNAL




Aims

- To activate your account (if you haven't already done this)
- To explain why we use Tapestry
- To look at an observation and comment on it
- To learn how to add your own observation




What Is Tapestry?

- A secure online 'Learning Journal' system.
- Staff record children's learning and progress using tablet devices and PCs.
- Parents/carers can view their child's journal on mobile devices and on their home computers and can make observations of their own using a secure login system.



Why are we using Tapestry?


- We can monitor all areas of the curriculum and focus on areas for development.
- Enables you to keep up-to-date with what your child has been learning about in school and can be a conversation-starter at home.
- Parents have access 24/7 to their child's Learning Journal and can comment on the observations added by school staff.
- Parents can add their own observations to share progress and milestones achieved at home.



What can Tapestry be used on?


Tapestry can be used on:

- IOS devices such as iPhones and iPads
- Android phones and tablets
- Laptops and desk top computers.



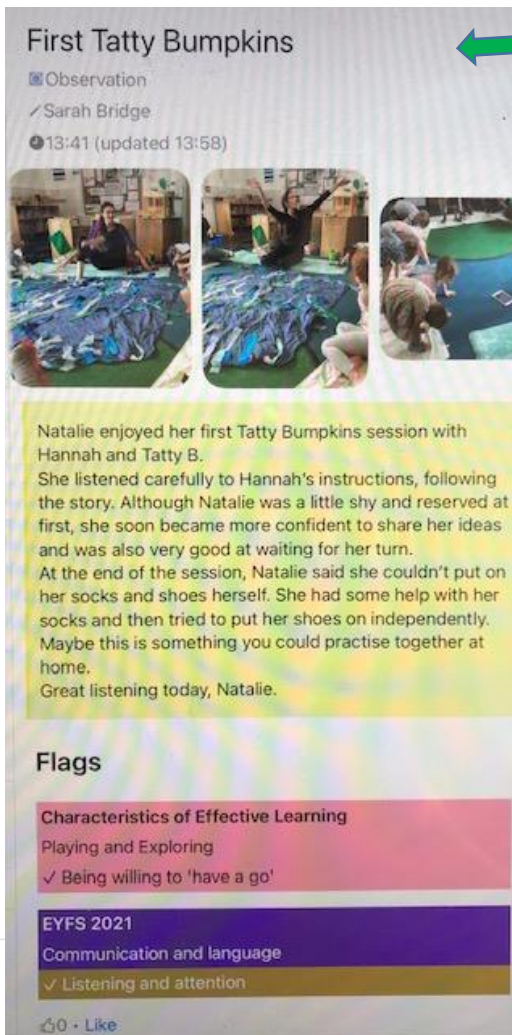
How do we use Tapestry?

- Observations-notes, photographs and videos are recorded as evidence of the children's learning experiences and achievements.
- Tapestry keeps all of these observations in one place (your child's Learning Journal)
- We will aim to upload an observation each week.



What will an observation look like?

Name of adult who carried out the observation and date



Title

Sometimes a photo/video

The context:
a description of the learning observed (may contain quotes from your child)



Flags/Links to the Characteristics of Effective Learning.....




A comments box, where you can add your comment



.....and EYFS area of learning





How you can use Tapestry


- Tapestry is also accessible to you, with your own secure login.
- You can comment on our observations AND add your own, so you can show us what your child is learning outside of nursery.
- Observations should be of experiences that you have shared together that may link to learning in nursery, or anything that shows your child's development.

How you can use Tapestry

Tapestry is also accessible to you, with your own secure login.

You can comment on our observations AND add your own, so you can show us what your child is learning outside of nursery.

Observations should be of experiences that you have shared together that may link to learning in nursery, or anything that shows your child's development.



An example

Recognising seasonal changes



Whilst out for a walk this weekend, _____ noticed the leaves are starting to change colour.

He said “That’s because it’s autumn. The leaves change colour and fall off the trees”.


We talked about why the leaves change colour and fall off the trees-that the leaves die as the weather becomes colder.

_____ collected some leaves and when we got home, he made a picture with them.



On the way back home, _____ noticed some leaves were still green. “Is that because they’re not dead yet?” We discussed some trees being evergreen, so keep their leaves/needles all year round.






How is the data protected?

- A password is required to access Tapestry, and parents can only view observations of their own children.
- Hosted in the UK on secure servers.
- Widely-used secure system
- Written parent permissions are required for photograph, video and audio content to be included in group observations of children.


These CANNOT be shared with others or published in any way (e.g on social media).

Comments will be monitored by staff



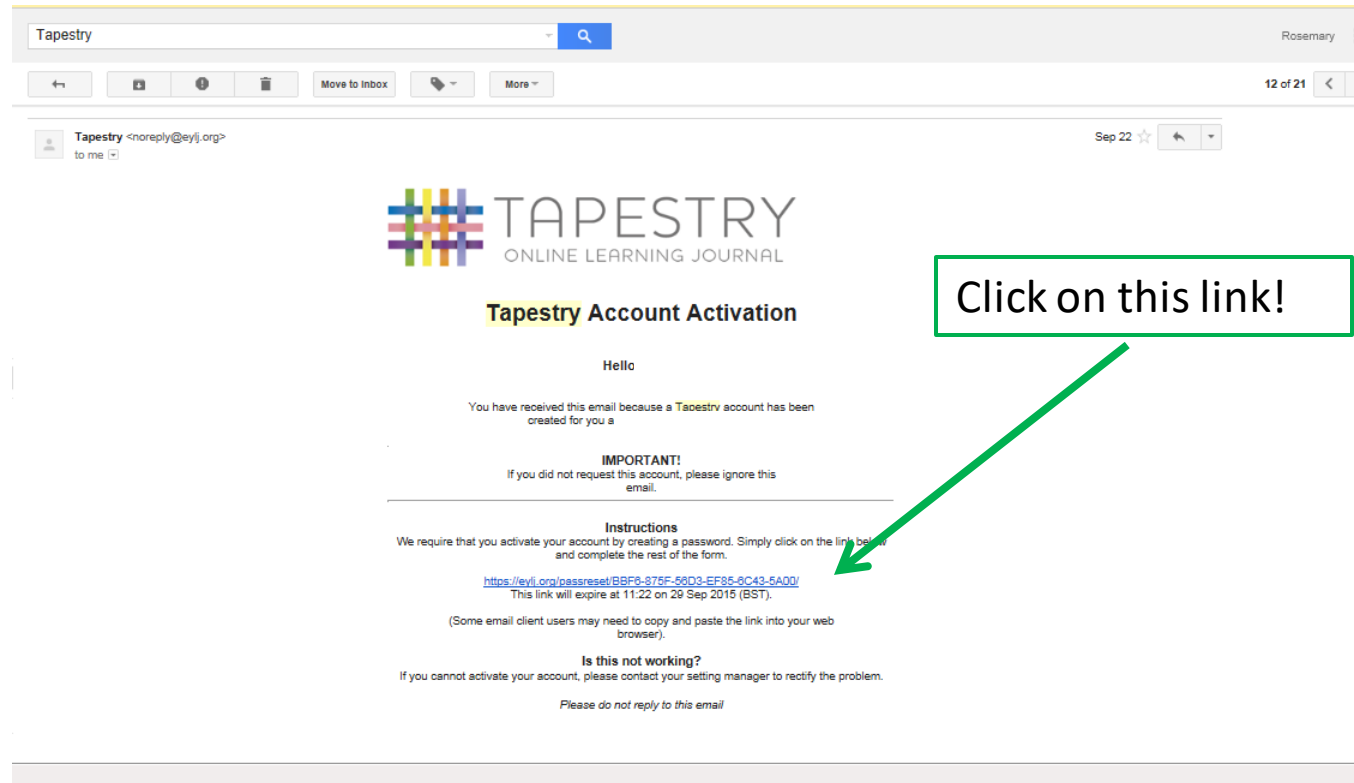
When will we get started?


- You all received introductory letters, explaining Tapestry, with your enrolment pack, where you gave permission and your email address
- You should have all received an email last week, asking you to create an account and to set a password for YOUR account



How do I get started?

You will receive an email that looks like this:





Password and pin code?

- Make up your own password and PIN (and make sure you remember it!)



TAPESTRY
ONLINE LEARNING JOURNAL

Account Activation


Activating account for _____

Please enter your new password

Password

Confirm Password


PIN



Account activated/Log in

You will then see a message to tell you your account has been activated. Enter your email and password and.....you're in!

The screenshot shows the Tapestry Log In page. At the top left is the Tapestry logo, a colorful grid of lines. To its right is the text "TAPESTRY" in a large, bold, sans-serif font, with "ONLINE LEARNING JOURNAL" in a smaller font below it. Below the logo and text is the heading "Tapestry Log In" in a serif font. There are two input fields: "Email" and "Password". Below the "Password" field is a checkbox labeled "Remember me on this computer" and a link "Forgotten your password?". At the bottom center is a "Sign In" button with a lock icon.



Have a go

- This is a new and exciting start for us all-we're learning together.
- Any questions, please come and speak to us.
- Have a play around. You could:
 - Comment on an observation
 - Add an observation
 - Talk to your child about one of their observations

Any problems/difficulties, come and speak to one of us
(or you could watch the 'Tapestry Tutorials for Parents' on YouTube).

ENJOY!